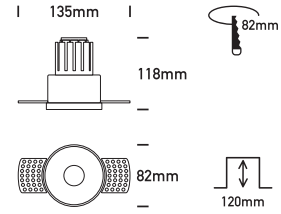


ecolight




LED | 15W | 3000K | 1125Lm | Non Dimmable
Included LED Driver 350mA
Material: Aluminium

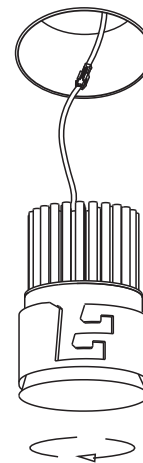

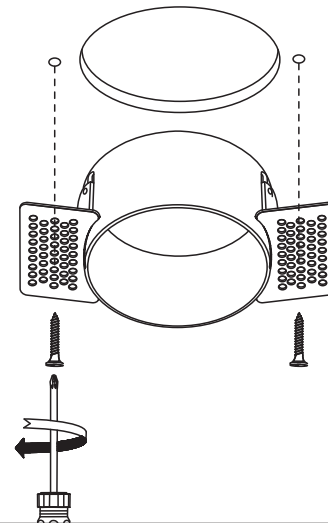
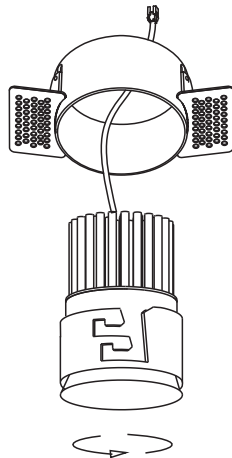


Please read instructions before commencing installation and retain for future reference.

INSTALLATION INSTRUCTIONS

 Electrical products can cause death, injury, or damage to property. Maintenance and installation should only be carried out by a professional electrician.

- Ensure main supply is switched off.
- Cut Out Hole Ø82mm and Depth 120mm required into the mounting surface.
- Insert masonry plugs into mounting surface.
- Add spot's collar inside of the hole and screw it.
- Cover the metal corners with plaster or cement and let dry.
- Connect main spot with the appropriate driver, making sure all connections are tight (LED driver 350mA included).
- Insert the spot inside of the hole and turn it clockwise until it locks securely.
- Reconnect power.



WARNING

- Make sure that the products is installed properly before connecting to electricity.
- Do not cover the fitting.
- Not for outdoor use or in wet conditions.
- Do not exceed the maximum wattage rating of the lamp.

